



IMPORTANT: Read before operating &/or Pre-delivery.

To Whom It May Concern:

- 1) Kanga Implements with Hydraulic Cylinder are a generic design to suit a wide range of tractors.
- 2) Due to the sizes of Hydraulic Rams available and the tractor they are to be fitted to, it maybe necessary to limit the length of the stroke to make tractor and implement compatible. In severe cases when the hydraulic cylinders on the implement have not been pre-delivered properly, the ram can bend, snap or shatter, and/or the implement can be damaged beyond repair.
- 3) It is the dealer's responsibility to check the stroke range of each ram and make the necessary adjustments to ensure the implement is safe. When checking the stroke range do so slowly, making regular observations for clearance. Stroke limiting collars are available (extra charge) should you deem them necessary.
- 4) Attached is a page on the common causes for hydraulic cylinder failures.

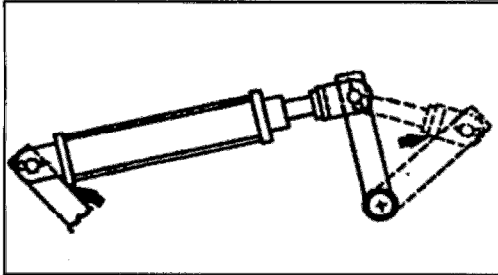
NT: Assembly and proper installation of this product is the responsibility of the KANGA FARM EQUIPMENT dealer. It is advised that the pre-delivery of this implement be carried out on the customer's tractor. We advised that the dealer complete all items on the Warranty Registration & Installation Form included in the manual with the customer before releasing the implement to them.

We wish to thank you in advance for your co-operation and understanding with this matter. Should you have any concerns, please do not hesitate to contact us.

Best regards,

KANGA FARM EQUIPMENT.

COMMON CAUSES FOR HYDRAULIC CYLINDER FAILURES

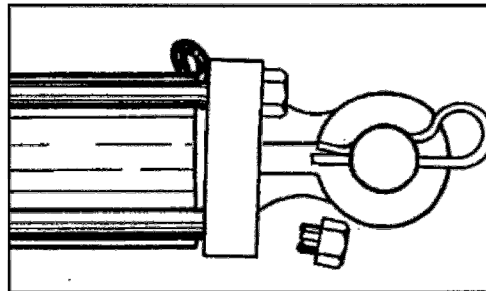


BENT PISTON ROD NORMALLY CAUSED BY: BINDING IN ANY DIRECTION.

This could have been avoided by taking the simple precaution of checking bracket clearances BEFORE—DURING—AFTER the cylinder was extended, and before using the cylinder under pressure.

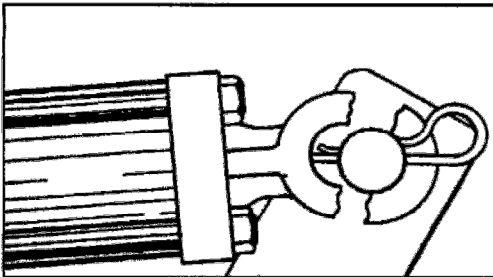
STRETCHED TIE RODS BLOWN BODY SEAL NORMALLY CAUSED BY: TOO MUCH PRESSURE.

Extruded static seal and possibly broken or stretched tie rods. To avoid this trouble check pressure rating of the cylinder against the pump pressure rating of the tractor, the cylinder is to be used on or with.



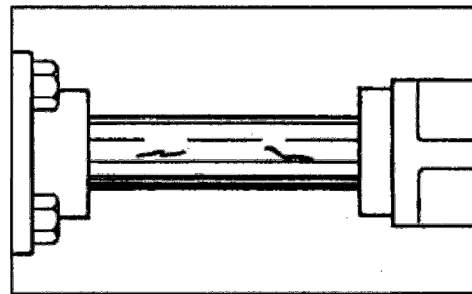
BROKEN CLEVIS ENDS NORMALLY CAUSED BY: IMPROPER CLEARANCE IN THE MOUNTING BRACKETS.

Clevis castings can be broken if clearances are not adequate to allow free movement of the cylinder when fully extended. Hydraulic cylinders exert a tremendous amount of force and if retarded before they reach the end of the stroke something has to give, often the clevis casting.



ROUGH OR SCORED ROD.

Tie rod cylinder rods are hard chrome plated and welded cylinders are chrome steel. They can be marked or scored. Protect the rods at all times and be sure that nothing hits or rubs it when it is extended. Rough places on the rod damages the seals and reduces their normal life, resulting in the necessity for frequent replacement.



BROKEN HEAD CASTING NORMALLY CAUSED BY: BENT PISTON ROD.

In case a rod becomes bent DO NOT attempt to pull the cylinder closed. To do so will almost invariably cause the head casting to crack or break.

