

# H Range Rotary Cutter




Since 1983, the KANGA H Range Rotary Cutters have been trusted and recommended by our dealers, establishing a reputation as reliable, robust, and high-performing machines. Designed to handle challenging Australian conditions, the H Range is well suited to a diverse range of applications. Whether it's farmers clearing thick scrub and regrowth or contractors cutting roadsides and maintaining mining sites or government land, these cutters deliver exceptional performance in any task.

The 5mm deck of the H Range Rotary Cutters is fully reinforced underneath, featuring a clean-top design that minimises debris and water collection, ensuring longevity and uninterrupted operation even in harsh environments.

## Our Original Three-Bar Sandwich Design Cutter Bar



The Cutter Bar option offers a lowered, reinforced 130mm spring steel cutter bar. Created by heat-treating and tempering high-tensile steel, spring steel has high strength and high elasticity and 'springs' back to its original form after impact. Countersunk bolts secure the blades, preventing wear and tear and facilitating easy maintenance. Simply unfasten the lock nut to replace blades during the implement's lifetime. Powered by a high-ratio gearbox, the reduced surface area of the cutter bar enables swift and efficient cutting and discharge of a larger volume of material.



Code	KSHR180-CB	KSHR180-CB/PTO	KSHR210-CB	KSHR210-CB/PTO
Size reference	1.8m   6'0"   72"	1.8m   6'0"   72"	2.1m   7'0"   84"	2.1m   7'0"   84"
Construction	5mm, round-back, clean-top deck with reinforced subframe			
Gearbox	130hp, 540rpm, 1:1.92 ratio		130hp, 540rpm, 1:1.46 ratio	
PTO shaft/clutch	Series 8 Integral clutch & shaft	Series W2600 Integral clutch & shaft	Series 8 Integral clutch & shaft	Series W2600 Integral clutch & shaft
Cutter Bar	Lowered, bolt-together, sandwich design			
Blades	Two (2) stepped, suction, spring steel pivoting on hardened bushes			
Overall width (mm)	2040		2335	
Cutting width (mm)	1800		2100	
Cutting height (mm)	50 - 140			
Tractor range (hp)	80 - 110   67 - 92 @ PTO	80 - 130   67 - 109 @ PTO	80 - 110   67 - 92 @ PTO	80 - 130   67 - 109 @ PTO
Blade tip speed (ft/min)	19,560		17,370	
Weight (kg)	610	620	705	715

For when the heavy-duty H Range is not enough... we have the stump jumper...



The round Three-blade Disc Rotor option takes it to the next level for those facing obstacles such as stumps, rocks and debris. This configuration, often referred to as a *stump jumper*, provides a larger surface area to navigate obstacles smoothly.

Equipped with three spinning blades that cover a 360° area, the 50% increase in blade surface produces a superior finish. Contractors across the country are increasingly choosing the KANGA H Range Rotary Cutter with Disc Rotor for their slashing needs. From the lush Daintree in Far North Queensland, to Cann River in Eastern Victoria and the vast landscapes of Esperance in Western Australia, KANGA proves its reliability and performance.





**Blade exclusion zones**

A safety feature to prevent accidental contact with blades.

**Guards**

Front and rear chain curtain is incorporated into the deck for maximum safety, with a unique wire rope replacement system.



**Multi-position sliding tower**

In the centre-mounted position, the implement is directly behind the tractor. In the offset position, the implement extends out left or right.

**Options**



**KHRDW**

Heavy-duty depth wheel (each)

Code	KSHR180-D	KSHR180-XHD	KSHR210-D	KSHR210-XHD
Size reference	1.8m   6'0"   72"		2.1m   7'0"   84"	
Construction	5mm, round-back, clean-top deck with reinforced subframe			
Gearbox	130hp, 540rpm, 1:1.92 ratio		130hp, 540rpm, 1:1.46 ratio	
PTO shaft/clutch	Series 8 Integral clutch & shaft	Series W2600 Integral clutch & shaft	Series 8 Integral clutch & shaft	Series W2600 Integral clutch & shaft
Rotor set-up	Lowered, bolt-together, round disc rotor (Bisalloy)			
Blades	Three (3), 360° spinning, stepped, suction, heat-treated spring steel			
Overall width (mm)	2040		2335	
Cutting width (mm)	1800		2100	
Cutting height (mm)	50 - 140			
Tractor range (hp)	80 - 110   67 - 92 @ PTO	80 - 130   67 - 109 @ PTO	80 - 110   67 - 92 @ PTO	80 - 130   67 - 109 @ PTO
Blade tip speed (ft/min)	19,560		17,370	
Weight (kg)	680	690	775	790