


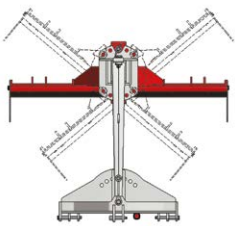
Manufactured in Australia to withstand rigorous conditions, the KANGA MHD Range Grader Blades epitomise versatility and heavy-duty durability for tractors with 30 to 60hp. Ideal for a multitude of heavy-duty applications like levelling, finish grading and backfilling, they are designed to excel at demanding tasks.

Equipped with a 6mm tapered main beam to provide the necessary strength to handle a wide range of adjustments, operators can confidently tilt the blade (max. 24°), angle (max. 40°) and offset it (max. 45°) to meet their requirements. The manual adjustment system of the main pivot points ensures user-friendly operation, while the greaseable feature simplifies maintenance and ensures long-lasting performance. Every adjustment pinhole is reinforced for exceptional durability, even in harsh working conditions.

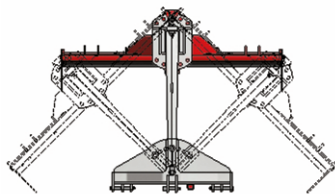
To enhance functionality, the mouldboard of the MHD Grader Blade is reinforced and has an involuted design that enables efficient and continuous rolling and clearance of material. Wings assist in keeping material contained within the blade area, further enhancing performance.



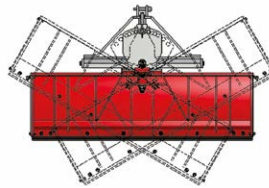
Options



Angle



Offset



Tilt



KBDDWK
Dual depth wheel kit

Code	KBMHD180	KBMHD210
Size reference	1.8m 6'0" 72"	2.1m 7'0" 84"
Adjustment	Angle, offset and tilt	
Controlled by	Pins and clips	
Blade angle	5 positions = square, 2 left, 2 right 20° & 40°	
Blade offset	7 positions = square, 3 left, 3 right 15° (335mm), 30° (670mm) & 45° (1,000mm)	
Blade tilt	5 positions = square, 2 left, 2 right 12° & 24°	
Overall width (mm)	1880	2180
Tractor range (hp)	30 - 60 25 - 50 @ PTO	45 - 60 38 - 50 @ PTO
Weight (kg)	250	260